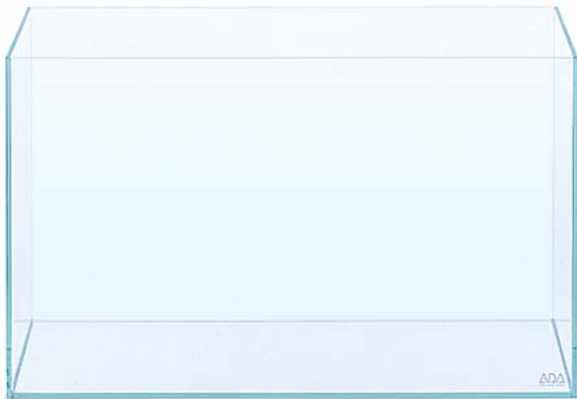


Aquarium Tank and Accessories

Create something more natural than Nature.

Bring Nature to your everyday life. The Nature Aquarium is a proposal to construct your own piece of Nature with all its beauty, as a part of the interior design of your home. Simplicity and Clarity are the two key factors we paid close attention to in designing aquarium tanks for The Nature Aquarium. Eliminating plastic frames and refining the use of silicon as not to clash the clarity of the glass made of selected material. The Nature Aquarium concept has succeeded to design glass aquarium tanks which give your aquascapes a boundless panorama.



ADA GLASS GARDEN CLEAR (The answer to the search for clarity)

102-8526 / 60-P Clear	60x30x36(cm)	glass thickness : 5mm
102-8546 / 90-P Clear	90x45x45(cm)	glass thickness: 8mm
102-8556 / 120-P Clear	120x45x45(cm)	glass thickness: 8mm
102-8527 / 60-H (30) Clear	60x30x45(cm)	glass thickness: 6mm
102-8557 / 90-H Clear	90x45x60(cm)	glass thickness: 10mm
102-8567 / 120-H Clear	120x45x60(cm)	glass thickness: 10mm

Special high clarity German glass is used, to reinforce the bright and unclouded beauty of your aquascapes. Handmade by craftsmen specialized in glass aquariums. ADA Wild Glass Clear is designed as the next best thing to The Cube Garden. Available only in Pool type (without glued coverglass supports).




CUBE GARDEN (Ultimate quality in all glass aquariums)

102-801 / 60x30x36(cm)	glass thickness: 5mm
102-805 / 45x30x30(cm)	glass thickness: 5mm
102-802 / 20x20x20(cm)	glass thickness: 3mm
102-803 / 15x15x15(cm)	glass thickness: 3mm
102-804 / 10x10x10(cm)	glass thickness: 3mm

A combination of techniques of Japanese glass craftsmanship and German heatproof glass of the highest quality, creates the all glass, seamless aquarium without plastic frames nor silicon glue. Its elegant form and clarity makes it seem like piece of water elegantly cut into a cube shape. Only parts without even the most subtle scratches, are carefully selected from top quality glass sheets. Success in welding such special glass sheets into an aquarium enables the creation of panoramic aquascapes not limited to the confined space of an aquarium with silicon glue nor plastic frames. Elimination of silicon glue improves the side views of the aquascapes. Highly durable with proper maintenance.

• All Cube Gardens are made to order. Other sizes are available on request.



ADA GLASS GARDEN P (POOL TYPE)

102-8522 / 60-P	60x30x36(cm)	glass thickness: 5mm
102-8542 / 90-P	90x45x45(cm)	glass thickness: 8mm
102-8552 / 120-P	120x45x45(cm)	glass thickness: 8mm
102-8562 / 180-P	180x60x60(cm)	glass thickness: 15mm

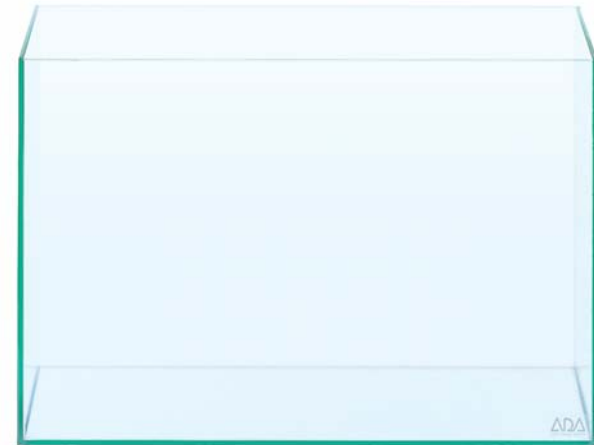
Hand made by specialized craftsmen with high quality glass and highly durable silicon.
With cover glass supports glued at the edges of the aquarium



ADA GLASS GARDEN MINI-THREE SET

102-861 / Mini-Three Set (S, M, L Set)	glass thickness: 4mm
102-862 / L Size 45x24x30(cm)	glass thickness: 4mm
102-863 / M Size 36x22x26(cm)	glass thickness: 4mm
102-864 / S Size 31x18x24(cm)	glass thickness: 4mm

Hand made by specialized craftsmen with high quality glass and highly durable silicon.
Glass supports glued to hold cover glasses.



ADA GLASS GARDEN H (HIGH TYPE) (Extra heights widen the possibilities of layout)

102-8524 / 60-H(30)	60x30x45(cm)	glass thickness: 6mm
102-8544 / 75-H	75x45x60(cm)	glass thickness: 10mm
102-8554 / 90-H	90x45x60(cm)	glass thickness: 10mm
102-8564 / 120-H	120x45x60(cm)	glass thickness: 10mm

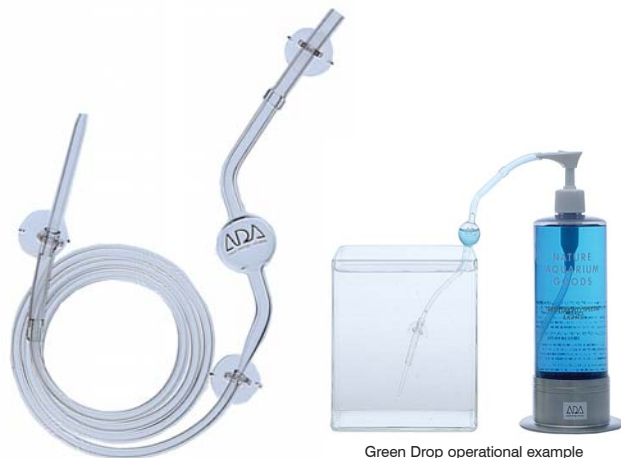
ADA Wild Glass with extra heights. Hand made by specialized craftsmen with high quality glass and highly durable silicon. Without cover glass supports glued at the edges, for the unobstructed beauty of the aquascape.



ADA GLASS GARDEN C (CUBE TYPE) (For layout to be enjoyed from side or back views as well)

102-871 / 45-C	45x45x45(cm)	glass thickness: 6mm
102-872 / 55-C	55x55x55(cm)	glass thickness: 10mm

ADA Wild Glass in a cube shape. Hand made by specialized craftsmen with high quality glass and highly durable silicon. Without cover glass supports glued at the edges, for the unobstructed beauty of the aquascape.



Green Drop operational example

GREEN DROP

102-511

(For easy and stable everyday supply of liquid fertilizers)

Supply of liquid fertilizers to substrate or to the biological filter media is effective to stimulate colonization of bacteria. Green Drop is a glass doser for liquid fertilizers, designed for stable and precise supply everyday, not only to the aquarium water but also directly to the substrate or through the filter pipe.

- Items included : Green Drop (main body), Tube 4 mm. (4 cm x 2 pcs.), Tube 2 mm. (70 cm x 1 pc.), Glass Nozzle, Needle, Suction Cap (4 pcs.).



SUPERGE/CLEANING DETERGENT

102-911

(To restore the high-clarity of ADA glassware)

Detergent solely designed for ADA glassware maintenance. It contains refined sodium chlorate, cleaning and rinsing is easy and quick. Dilute with water for ordinary maintenance. When faster results are desired, put a small amount of undiluted Superge on dirty spots of glassware. (Pay extra attention for rinsing when undiluted liquid is used.)

- Contents : 300 ml



CLEAN BOTTLE

102-901

(Original container for cleaning ADA glass products)

Soaking glass products in the solution of Superge produces fantastic results. Clean Bottle is the container designed solely for efficient and safe cleaning of ADA glassware. The lid is designed to prevent accidents. For use with ADA Pollen Glass and Pollen Glass Beetle series.

- Not applicable to Lily Pipe or Beetle Counter.
- Capacity: 1000 ml



GLASS WASHER

1102-921 / 3p Set

(Brushes for the maintenance of ADA glassware)
Soaking Lily Pipes or Softener in the cleaning solution is not always done sufficient.

Glass Washer are the original brushes for cleaning ADA glassware which can not be cleaned completely with a chemical solution. After being soaked in the solution with Superge, a light brushing with Glass Washer is very efficient. Available in 3 sizes: Lily Pipe, Softener and Joint Glass.

- Brushing the inside of Pollen Glass may damage the diffusion base (white panel). Do not brush the inside of any unit in the Pollen Glass Series.

AQUA SCREEN

102-813 / Normal Black (61x37cm)

102-814 / Clear Blue (61x37cm)

102-8413 / Normal Black (101x51cm)

102-8414 / Clear Blue (101x51cm)

102-8423 / Normal Black (121x51cm)

102-8424 / Clear Blue (121x51cm)

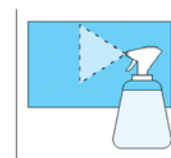


Colorfully decorating the background of the aquarium,

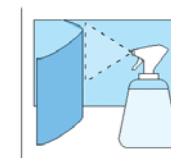
Employing a background color sheet gives a change in the image in the layout. Aqua Screen is available in non-translucent Normal type and translucent Clear type. Lighting from the back also produces an interesting atmosphere.

- Sheet to be sealed directly on the back side of the aquarium. Can be easily cut with a knife to adjust to any aquarium size.

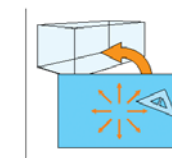
INSTALLING AQUA SCREEN



1. Dilute kitchen detergent with water at the ratio of 1:100 (detergent:water). Clean the surface of the part of the aquarium where you wish to apply Aqua Screen to and spray the solution with a sprayer evenly.



2. Spray the solution on the non-sticky side (without glue). Peel off the back paper and spray the solution on the sticky side (with glue) of the screen.



3. Apply Aqua Screen on the aquarium and drive away water and air between the screen and the aquarium surface by scraping the surface with a square. Wait until the screen becomes completely dry.